

22.5mm DIN Rail Timer WDPO800



DIN 22.5mm

Display Specifications

LED Indications	Power ON
-----------------	----------

Input Specifications

Accuracy	Setting: $\pm 10\%$ of F.S. Repeat: $\pm 2\%$ or 100msec whichever is greater (F.S. = Full Scale)
----------	--

Output Specifications

Relay Contact	2 C/O DPDT
Contact Rating	2.5A @ 250V AC / 28V DC, Resistive load $\pm 10\%$ for both V & I

Functional Specifications

Modes	True Power OFF Delay
Time Ranges	180sec
Reset	On power interruption, Reset time < 100msec

Auxiliary Supply Specifications

Supply Voltage	110 to 240V AC / DC (50 / 60Hz) -15% to 10% tolerance
Power Consumption	2.5VA max

Environmental Specifications

Temperature	Operating: 0 to 50°C (32 to 122°F) Storage: -20 to 75°C (-4 to 167°F)
Humidity (non - condensing)	95% RH

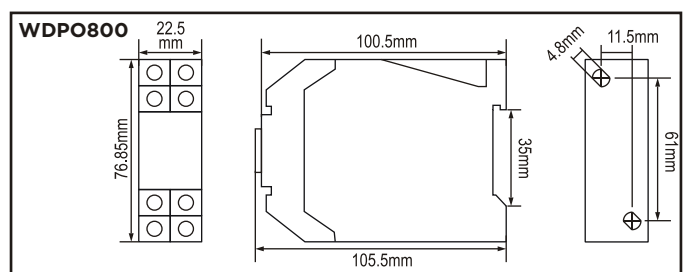
Mechanical Specifications

Mounting	DIN Rail Mount
Weight	115gms

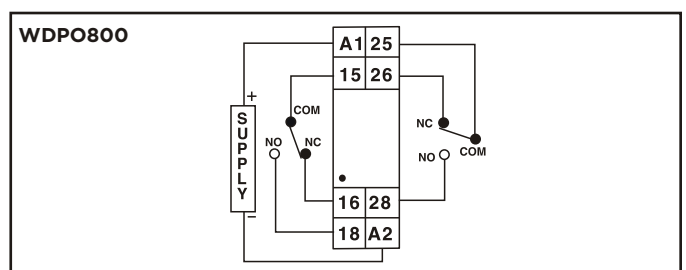
Features :

- True Power OFF Delay
- LED Indications : Power ON
- Finger Safe Terminals

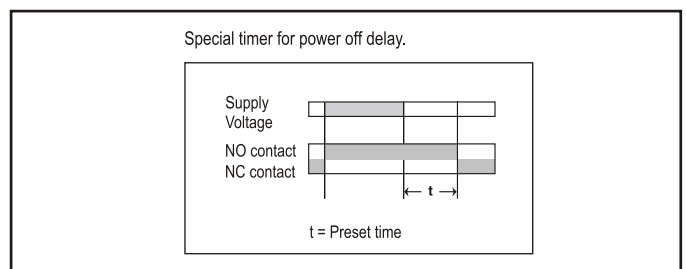
Dimensions



Terminal Connections



Timing Diagram



Ordering Information

Product Code	Ref.No.	Supply Voltage
WDPO800-180S	W605795	